
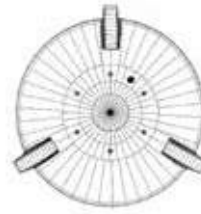


# FLEXIBLE PACKERS

## 2.1



Suitable for repair of damaged pipeline sections and joints.

On each side of a packer are three wheels attached at an angle of 120° to ensure stability and prevent tipping over while moved along the pipe. All installed non rubber parts are resistant to corrosion.

Packers are highly flexible and can be inserted at an angle. They cover pipe diameters from 100 mm up to 1200 mm. Effective packer length is from 600 mm up to 4500 mm.



REPLACEABLE  
RUBBER SLEEVE



HIGLY FLEXIBLE



NON CORRODIVE  
METAL PARTS




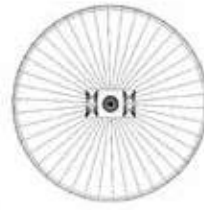
# FLEXIBLE PACKERS

Part number	Nominal size EU		Size usage range		Required inflation pressure (bar)	Product weight (kg)	Rubber body length (mm)	Deflated packer		Bypass diameter (female)
	EU	m	Min. dia. (mm)	Max. dia. (mm)				Total length (mm)	Diameter (mm)	
78214	10-15	1	100	150	2.5	2.1	1000	1080	65	NA
549389	10-15	1.5	100	150	2.5	2.5	1500	1580	65	NA
78266	10-15	2	100	150	2.5	2.8	1900	1980	65	NA
78218	10-15	2.5	100	150	2.5	3.3	2500	2580	65	NA
78231	10-15	3	100	150	2.5	4.2	3000	3080	65	NA
78244	10-15	4	100	150	2.5	5	4000	4080	65	NA
78283	10-15	5	100	150	2.5	6	4900	4980	65	NA
77240	15-25	1	150	250	2	8	1000	1210	112	2"
60853	15-25	1.5	150	250	2	9.5	1500	1710	112	2"
77614	15-25	2	150	250	2	11	1900	2110	112	2"
60846	15-25	2.5	150	250	2	12.7	2500	2710	112	2"
60497	15-25	3	150	250	2	14.5	3000	3210	112	2"
516143	15-25	3.5	150	250	2	15.8	3500	3710	112	2"
60556	15-25	4	150	250	2	17.4	4000	4210	112	2"
60585	15-25	5	150	250	2	21.4	4900	5110	112	2"
77241	30-40	1	300	400	1.5	19.2	1120	1370	210	3"
514320	30-40	1.5	300	400	1.5	21.6	1620	1840	210	3"
77680	30-40	2	300	400	1.5	25	2120	2340	210	3"
60525	30-40	2.5	300	400	1.5	30	2620	2810	210	3"
60587	30-40	3	300	400	1.5	33	3120	3300	210	3"
60593	30-40	4	300	400	1.5	41.5	4120	4280	210	3"
60594	30-40	5	300	400	1.5	47	4880	5060	210	3"
77242	45-60	1	450	600	1.2	34.5	1120	1350	340	3"
517034	45-60	1.5	450	600	1.2	36.6	1630	1860	340	3"
78718	45-60	2	450	600	1.2	41.6	2020	2240	340	3"
60526	45-60	2.5	450	600	1.2	50	2650	2870	340	3"
78860	45-60	3	450	600	1.2	53	3000	3220	340	3"
65027	60-80	1.5	600	800	1	46.8	1620	1840	400	3"
60120	60-80	2	600	800	1	52	2040	2280	400	3"
60527	60-80	2.5	600	800	1	61	2650	2820	400	3"
60598	60-80	3	600	800	1	65	2880	3060	400	3"
78015	80-100	1.5	800	1000	1	68.2	1540	1780	535	4"
79186	100-120	2	100	1200	1	75	2000	2240	535	4"



# LONG PACKERS

## 2.2



Savatech long packers are designed in the most economical way (they are not equipped with wheels and bypass) but their performance is still excellent.

On each side of a rubber sleeve rubber flanges are mounted and equipped with quick action couplings for inflating and deflating.

They are also equipped with two eye bolts on each side for fixing a rope for insertion, transporting and pulling out.



MOST ECONOMICAL  
CONSTRUCTION



AVAILABLE IN  
LENGTH UP TO 5 m





# LONG PACKERS

Part number	Nominal size EU		Size usage range		Required inflation pressure (bar)	Product weight (kg)	Rubber body length (mm)	Deflated packer	
			Min. dia. (mm)	Max. dia. (mm)				Diameter (mm)	Length (mm)
	EU	m							
541996	20-30	1	200	300	1.5	4.9	1000	145	1100
78256	20-30	1.5	200	300	1.5	5.7	1500	145	1600
67042	20-30	2	200	300	1.5	6.5	2000	145	2100
78257	20-30	2.5	200	300	1.5	8.5	2500	145	2600
77386	20-30	3	200	300	1.5	10.8	3000	145	3100
78258	20-30	4	200	300	1.5	13.6	4000	145	4100
77237	20-30	5	200	300	1.5	18.4	4900	145	5000
281323	30-40	1	300	400	1.5	7.7	1000	245	1100
78259	30-40	1.5	300	400	1.5	13	1500	245	1600
77925	30-40	2	300	400	1.5	15.5	2000	245	2100
77926	30-40	2.5	300	400	1.5	16.7	2500	245	2600
78260	30-40	3	300	400	1.5	20	3000	245	3100
78261	30-40	4	300	400	1.5	26.3	4000	245	4100
78262	30-40	5	300	400	1.5	33.4	4900	245	5000
560468	40-50	1	400	500	1	18.9	1000	340	1100
78263	40-50	1.5	400	500	1	24.5	1500	340	1650
77553	40-50	2	400	500	1	27.7	2000	340	2150
77239	40-50	2.5	400	500	1	28	2500	340	2650
78264	40-50	3	400	500	1	30.5	3000	340	3100
78265	40-50	4	400	500	1	33	4000	340	4150
77238	40-50	5	400	500	1	38	5000	340	5150
60179	50-60	1.5	500	600	0.8	30	1500	405	1650
67040	50-60	2	500	600	0.8	34	2000	405	2150
60190	50-60	2.5	500	600	0.8	37.8	2500	405	2650
70072	50-60	3	500	600	0.8	40.8	3000	405	3150
70218	50-60	4	500	600	0.8	46	4000	405	4150
70066	50-60	5	500	600	0.8	51.5	5000	405	5150
60758	60-80	1.5	600	800	0.6	47	1500	535	1650
60759	60-80	2	600	800	0.6	51	1900	535	2050
60760	60-80	2.5	600	800	0.6	54.5	2500	535	2650
60761	60-80	3	600	800	0.6	58	3000	535	3150
60763	60-80	4	600	800	0.6	66	4000	535	4150
60764	60-80	5	600	800	0.6	75	5000	535	5150

